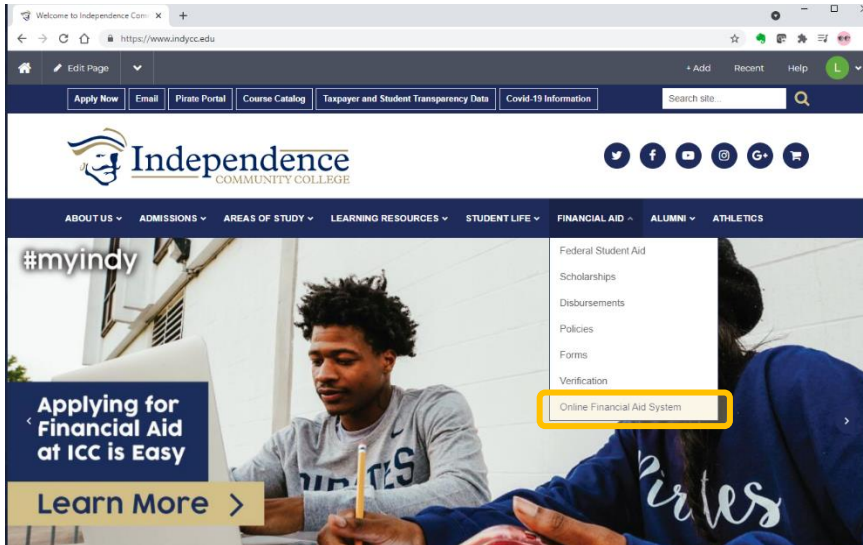
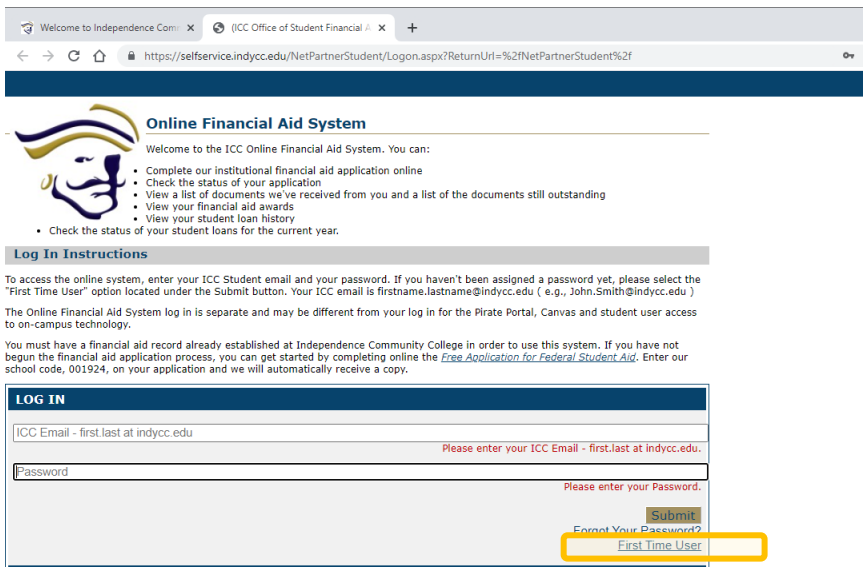


# Log in to ICC's Online Financial Aid System to view & accept your awards and submit required documents.

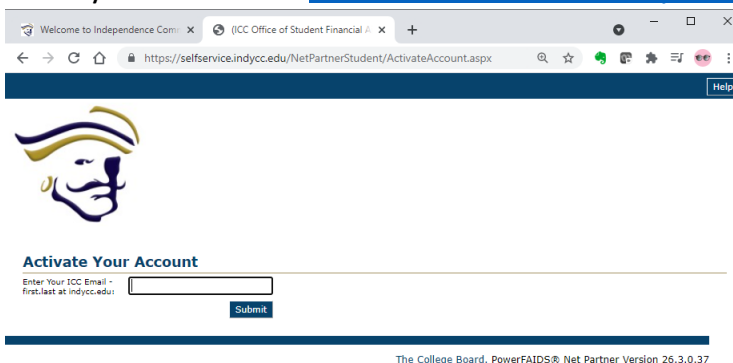
- Go to [www.indycc.edu](http://www.indycc.edu) → Financial Aid menu → Select Online Financial Aid System



- First time users, select “First Time User” under the Submit button to set up your account



- Enter your ICC email: [firstname.lastname@indycc.edu](mailto:firstname.lastname@indycc.edu) (e.g., [Davey.Jones@indycc.edu](mailto:Davey.Jones@indycc.edu))




- If you receive an error, contact the financial aid office at [financialaid@indycc.edu](mailto:financialaid@indycc.edu)

- Activate your account by:

- Verifying your Identity.
  - You must put in your birthday formatted as MM/DD/YYYY (01/01/2021)
  - You must put in the city of residence listed on your FAFSA – ensure you have no spaces in the answer box and spelled the name of the city only correctly
- Set your Security Questions that meet the minimum criteria
- Set your password by meeting the minimum security parameters

Welcome to Independence Community College (ICC) Office of Student Financial Aid. <https://selfservice.indycc.edu/NetPartnerStudent/ActivateAccount.aspx>



### Activate Your Account

**Please Verify Your Identity**

What is your date of birth? (MM/DD/YYYY)

What city do you live in? (as stated on your FAFSA)



---

**Security Questions**

Please select and answer three unique security questions. We will ask you to answer these questions if you forget your log in information.

Security answers must meet the following criteria:

- Security answers must be a minimum of 4 characters.
- Security answers are case sensitive.
- You cannot use the same security answer more than once. All security answers must be unique.
- You cannot use part of the security question as your security answer.

**Question 1:**  
What is the city where you were born?

**Answer 1:**

**Question 2:**  
What is the city where you were born?

**Answer 2:**

**Question 3:**  
What is the city where you were born?

**Answer 3:**



---

**Change Password**

- Your password must be at least 9 characters long.
- Your password must contain at least one upper case and one lower case character.
- Your password must contain at least one number.
- Your password must contain at least one of these special characters: !@#\$%^&\*()

**Enter Your New Password:**

**Confirm Your New Password:**



---

**Terms & Conditions of Financial Aid**

I agree and certify that I am the named student logging into the ICC Online Financial Aid System. I understand it is a violation of the terms & conditions to allow any third party to log into the Online Financial Aid System on my behalf. **I further understand it is a violation of the terms & conditions to log into the system if I am not the named student.**

I understand that my financial aid award may be calculated based on projected enrollment information. If I withdraw from the College or drop below expected enrollment during any term, my financial aid may be canceled or adjusted to repay any financial aid funds disbursed to me in error. If I plan to enroll for a course load that is not consistent with my academic program requirement, I will contact the Office of Student Financial Aid to have my awards reviewed and revised as necessary. I further understand that a minimum of half-time enrollment is required to receive Federal Loans and understand that federal and state awards are contingent upon continued funding from these sources. I also certify that the information provided on my Free Application for Federal Student Aid is accurate.

I understand that federal regulations and college policies require that financial aid recipients proceed toward successful and timely completion of degree requirements or maintain Satisfactory Academic Progress (SAP). If I fail to demonstrate or maintain Satisfactory Academic Progress, I may face financial aid probation or denial of aid. In order to maintain satisfactory academic progress for receiving student financial aid at Independence Community College, student must meet the Satisfactory Academic Policy available at [www.indycc.edu/financial-aid-policies/](http://www.indycc.edu/financial-aid-policies/).

I agree to these Terms and Conditions


The College Board, PowerFAIDS® Net Partner Version 26.3.0.37

- Once you are logged in, ensure you are in the correct FAFSA year. You can move back and forth between award years and navigate the system through the menu. If your menu ever disappears, just click the Pirate icon and it will take you to the home screen with the menu

Welcome to Independence Community College (ICC) Office of Student Financial Aid. <https://selfservice.indycc.edu/NetPartnerStudent/PgHome.aspx>

You are currently logged in as: **Current Award Year:** 2021/2022

- Home
- Required Documents
- View My Awards
- Accept My Awards
- My Disbursements
- ICC Financing Plan (Shopping Sheet)



**2021/2022**

**Welcome**

**Make sure you are viewing the appropriate award year information. You can navigate between award years by using the drop down box located at the top of this webpage.**

Thank you for applying for financial assistance at Independence Community College (ICC). In order to qualify for financial aid, you must provide all requested documentation in a timely matter to the Office of Student Financial Aid (OSFA). All students receiving aid, including ICC scholarships, must complete—at a minimum—the FAFSA, online scholarship application, and the FSA Authorization Form. All students must also provide a final high school transcript (GED Scores, etc.) and final college transcripts for any college they have ever enrolled in and/or attended.

Student aid packages will be made available for students' viewing once the student's FAFSA is complete and verified (if selected for verification). **These student aid packages are subject to change based on any verification or enrollment changes.**

Your financial aid awards are credited to your account each semester and are automatically deducted from your institutional charges such as tuition, fees, room & board. If the amount of financial aid awards exceeds your semester bill, the Business Office will return the excess to you in the form of a refund.

□ You can view & accept your awards:

- To accept, use the horizontal scroll bar on the ‘Accept My Awards’ screen to let us know which award(s) you are accepting.

**Accept My Awards**

This [annual](#) financial aid package is based on a **full time enrollment and your initial FAFSA filing. Your final award is subject to verification; your award may change if you change your schedule or if the verification process changes your EFC. You must provide all requested documentation and meet Satisfactory Academic Progress in order to receive your financial aid.** Please advise us if your enrollment plans change.

You may accept or decline the awards listed below for the academic year. If you leave the award as "pending" you will not receive a disbursement of that award. Any award amount you accept or decline is for the award year. For example, if you accept \$1,000 of subsidized loan, you will receive one-half each semester; \$500 in Fall and \$500 in Spring. See the "My Awards" tab for your semester breakdown.

If you have questions regarding this process or any of your financial aid package, please feel free to call, email, or stop by our office in the Administration Building. Our office is open daily from 8:00 a.m. to 5:00 p.m.

[Hide Horizontal Scrollbar](#)

**Your Awards**

Award	Fall 2021	Spring 2022	Total	Message
Pell Grant	\$1,023.00	\$1,022.00	\$2,045.00	
Estimated ICC Scholarship	\$1,260.00	\$1,260.00	\$2,520.00	<a href="#">Click to</a>
Subsidized Loan	\$1,750.00	\$1,750.00	3500	<a href="#">Click to</a>
Unsubsidized Loan	\$1,000.00	\$1,000.00	2000	<a href="#">Click to</a>
<b>Total</b>	<b>\$5,033.00</b>	<b>\$5,032.00</b>	<b>\$10,065.00</b>	

- If you are borrowing student loans, you can change the annual amount you are accepting by typing in your request (see above). If you do not want to borrow, just choose “decline” from your options (see below)

**Accept My Awards**

This [annual](#) financial aid package is based on a **full time enrollment and your initial FAFSA filing. Your final award is subject to verification; your award may change if you change your schedule or if the verification process changes your EFC. You must provide all requested documentation and meet Satisfactory Academic Progress in order to receive your financial aid.** Please advise us if your enrollment plans change.

You may accept or decline the awards listed below for the academic year. If you leave the award as "pending" you will not receive a disbursement of that award. Any award amount you accept or decline is for the award year. For example, if you accept \$1,000 of subsidized loan, you will receive one-half each semester; \$500 in Fall and \$500 in Spring. See the "My Awards" tab for your semester breakdown.

If you have questions regarding this process or any of your financial aid package, please feel free to call, email, or stop by our office in the Administration Building. Our office is open daily from 8:00 a.m. to 5:00 p.m.

[Hide Horizontal Scrollbar](#)

**Your Awards**

Award	Message	Status
Pell Grant		Accepted
Estimated ICC Scholarship	<a href="#">Click to View Message</a>	Accept
Subsidized Loan	<a href="#">Click to View Message</a>	Accept
Unsubsidized Loan	<a href="#">Click to View Message</a>	Decline
<b>Total</b>		

- Submit your accept/decline decision to our office using the ‘Submit’ button (see above)
- If you make an error, don’t worry! Just give us a call at 620-332-5460 or email us at [financialaid@indycc.edu](mailto:financialaid@indycc.edu)

□ Submit all required documents so we can process your accepted awards. Any document in blue, you can click on to open up the page for you to complete it online. Some documents (like a transcript) can be uploaded here using the Upload it now! Option. Document statuses don’t all update automatically, it can take a few days for their Status to be updated by our office.

**Required Documents**

Below is a list of all the items we received from you and/or still need to complete your application. Items listed as **Not Received** are still outstanding. Items listed as **Not Signed** or **Incomplete**, require you to take additional action or provide additional information. Please submit outstanding items as soon as possible. **Online submissions DO NOT automatically update the status of the document.** Our office must still process the document and update its status. This can take several business days if our office is experiencing a large volume of submissions.

Note: You can click on Documents listed below that have a hyperlink to access the requested item. If there is no hyperlink, please check the messages area for additional information about what documentation you must submit.

You can submit documentation to our office by uploading the document here in your online financial aid system; by mail at 1057 W. College Ave., Independence, KS 67301; or by fax at (620) 332-5660. Do not email any documentation to ICC as we are not permitted to accept student information by unsecure email.

**Your Required Documents**

Document	Status	Status Date	Message
<a href="#">Direct Loan Entrance Counseling</a>	Not Received	3/11/2021	
<a href="#">Direct Loan Master Promissory Note</a>	Not Received	3/11/2021	
Final high school transcript	Not Received	12/2/2020	<input type="button" value="Upload it now!"/>
<a href="#">Complete 2021-2022 FAFSA</a>	Received	2/5/2021	
FAA Authorization	Approved	4/23/2021	<a href="#">Click to View Message</a>
Verification by Inceptia	Approved	2/6/2021	

**Messages**

Messages may be listed which provide additional information regarding your financial aid award, enrollment status, or documents required for financial aid processing.

**Your Messages**

**Message**

This is the estimated value of your ICC Tuition Scholarship; actual value varies based on enrollment.

□ Now you’re done! All accepted aid, for which we have received all required documents, will be disbursed to student accounts after the semester has begun. You can check out the deadlines to have everything complete by going to [www.indycc.edu/financial-aid/disbursement-calendar](http://www.indycc.edu/financial-aid/disbursement-calendar).